

# DES-RX-56-960-OVP

## Digital Edge Solutions DC Receiver Kit, 960 W, 56 VDC Output, 4-Pairs, Indoor, DIN Rail Mount, with OVP

The DES-RX-56-960-OVP is a receiver system in a Digital Electricity™ line powering system. When paired with a VoltServer transmitter unit, a Digital Electricity (DE) system is formed. If a person or a foreign conductor comes in contact with the DE wiring, power is disconnected, preventing fire, equipment damage and personal injury. The RXDC-336-2K4-01 is a **Listed** product, certified to safety and EMC standards by a **Nationally Recognized Testing Laboratory**.

### DES-RX-56-960-OVP Features

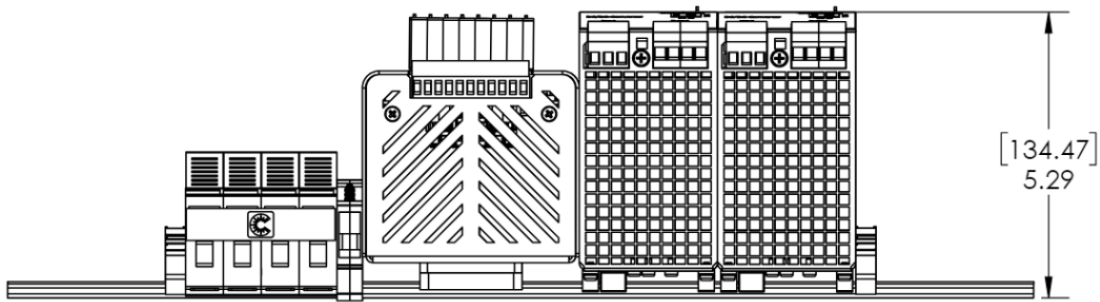
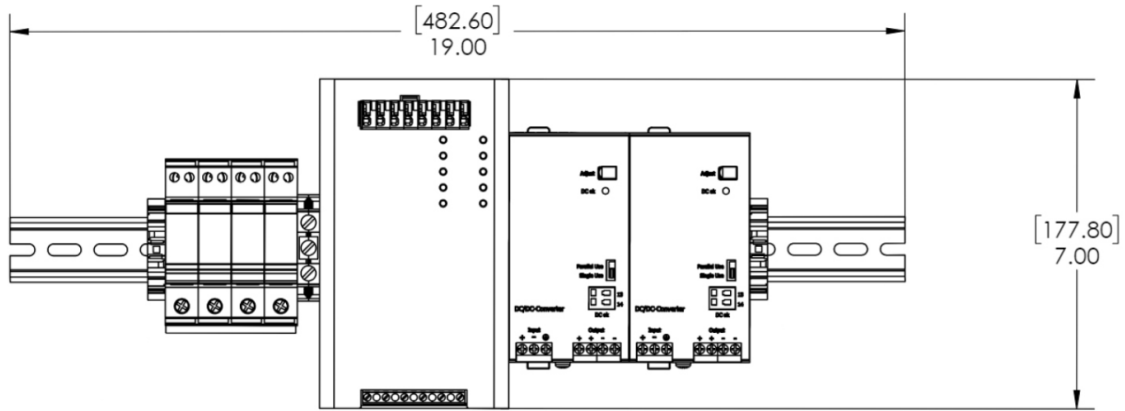
- + Up to 960 W
- + 4 DE Input Channels
- + 310-350 Vdc (336 Vdc Nominal) Output
- + 2 Output Channels
- + DIN-Rail Mount
- + Over Voltage Protection (OVP)

Digital Electricity is a Limited Power Source per UL/CSA/IEC 62368-1 suitable for supplying a Class 2 circuit under NEC Art.725 and CEC Rule 16-200 (Note: Always follow local codes).

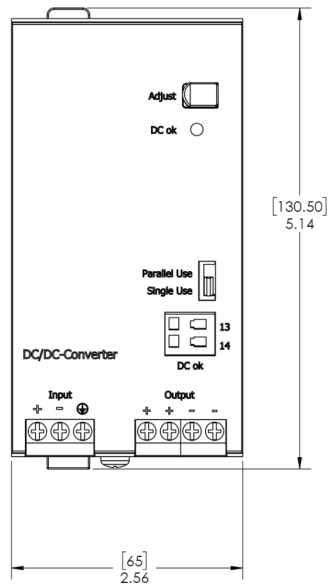
TYPE	PARAMETER	RXDC-336-2K4-01	CPS20.481-D1	NOTES
Input	Voltage	310-350 Vdc (336 Vdc Nominal)	88-360 Vdc	RXDC-366-2K4-01 must be supplied by listed VoltServer transmitter shelf
	Number of Channels	4	2	
	Current Per Input Channel	3.75 A Max	4.68 A Max	
	Current, Total	8.0 A Max	4.68 A Max	
	Recommended Wiring	16-18 AWG	10-20 AWG	Follow local and national electrical codes
Output	Voltage	310-350 Vdc (336 Vdc Nominal)	48-56 Vdc (56 Vdc Nominal)	
	Number of Connectors	2	2	Accepts IEC C14 plug
	Current per Output Connection	8.0 A Max	12.0 A Max	
	Current (Total)	8.0 A Max	12.0 A Max	
	Recommended Wiring	16-18 AWG	10-18 AWG	Follow local and national electrical codes
Environment	Operating Temperature	-25 °C (-40 °F) to 70 °C (158 °F)	-25 °C (-40 °F) to 70 °C (158 °F)	Cold start limited to -20 °C (-4 °F)
	Altitude	Up to 2000 m	Up to 2000 m	
	Weatherproofing	None	None	
Mechanical	Dimensions	7.00" x 4.02" x 3.55" 177.80 mm x 102.01 mm x 90.11 mm	5.14" x 2.56" x 5.28" 130.50 mm x 65.00 mm x 134.03 mm	
	Weight	2.132 lbs	2.144 lbs	
Approvals	Safety	UL 62368-1 EN IEC 62368-1 CAN/CSA-C22.2 No. 62368-1	UL 60950-1 C22.2 No. 60950-1 IEC 60950-1 EN 60950-1	
	EMC	FCC Part 15 Subpart B Class A ICES-003 Class A EN 55032 Class A EN 300 386 EN 55035 EN 50121-4	FCC Part 15 Subpart B Class B ICES-003 Class B EN 61000-6-1, EN 61000-6-2 EN 61000-6-3, EN 61000-6-4 EN 55011 Class B EN 55022 Class B	
	Other	CE, RoHS, WEEE, UKCA	CE, RoHS, WEEE	
Box Contents	Electronics	(1) 4 Module OVP with Grounding Block, P/N: SKU-OVP-MODULE-4 (1) VoltServer Din Rail Receiver, P/N: SKU-RXDC-336-2K4-01 (1) 480 W DC/DC Power Supply, P/N: CPS20.481-D1		960 W comes with 2 power supplies
	Hardware Kit	(2) 19" Din Rail, P/N: TS3515SL (4) Din Rail Terminal Blocks, P/N: 3022218		

## Detailed Dimensions

inches [mm]

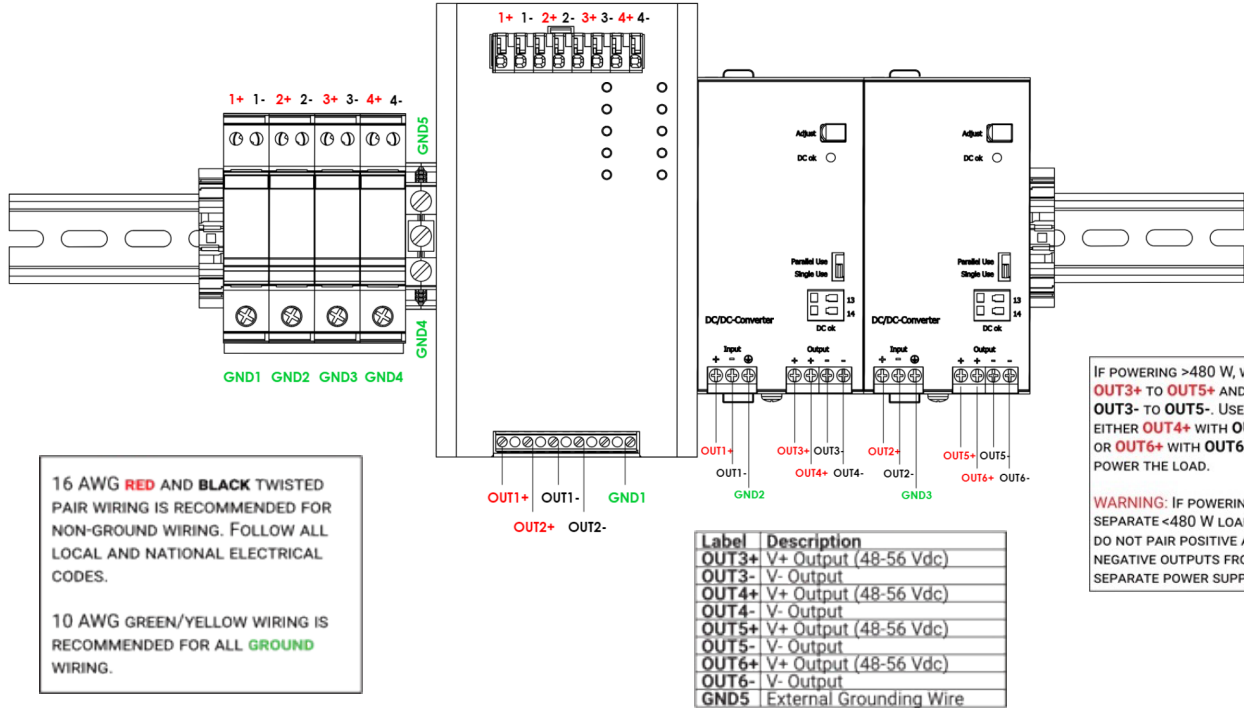


**CPS20.481-D1**

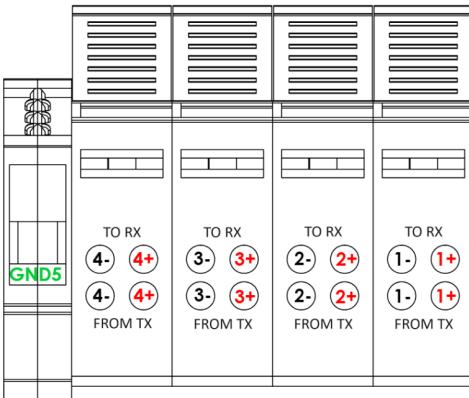


Customer Support: [support@voltserver.com](mailto:support@voltserver.com) | 888-622-8658, Option 1 | VoltServer Inc. | [www.voltserver.com](http://www.voltserver.com) | [contact@voltserver.com](mailto:contact@voltserver.com)

## Connection Diagrams



### OVP Recommended Wiring



Label	Description
GND5	External Grounding Wire

### RXDC-336-2K4-01



- Digital Electricity Input Port**  
Four (4) channels, eight (8) conductors, 18 AWG minimum (16 AWG recommended)
- High Voltage DC Output Port**  
Two (2) connections, three (3) conductors per connection, 18 AWG minimum (16 AWG recommended)